

**TRAFFIC SAFETY COMMISSION**  
**Minutes**  
**Wednesday – September 6, 2023**

A regular meeting of the Traffic Safety Commission was held on Wednesday September 6, 2023, in the Caucus Room at Trenton City Hall.

**Meeting called to order 7:34 p.m.**

**Members Present:** Chairperson Linda Bradley, Commissioners, David Heatherly, John Hodgson, Ronald Lammers, Mark Enright, Theresa Ankney, Christopher Liphardt, Richard Assenmacher

**Members Absent:**

**Excused Absence:**

**Others Present:** Lt. Andrew Grignon, Rich Frazier

**Approve Minutes:** moved by David Heatherly supported by Mark Enright to approve minutes of June 7, 2023 as presented

Motion carried

**Communications:**

- a. Police Department activity report- January 2023-August 2023

**Public Comment:**

- a. Rich Frazier (2181 Vernon) Traffic concerns- Harrison & Vernon

**Old Business:**

- a. Norwood speed study- see documents
- b. Riverside sign removal? Update

**New Business:**

- a. Westfield/King (North McLouth Park) crosswalk concern – Westfield area neighbors

**Adjournment:** meeting adjourned at 8:52 p.m.

The next meeting will be held ***Wednesday, October 4, 2023 at 7:30 p.m.***

Respectfully submitted: Ronald Lammers

Typed and distributed by: Holly Nowak, Administrative Assistant



Start: 2023-05-25


End: 2023-05-31

Times: 0:00-23:59

Speed Bins: Size 5, Range 1 to 150

Time View: By Hour (Total Volumes)

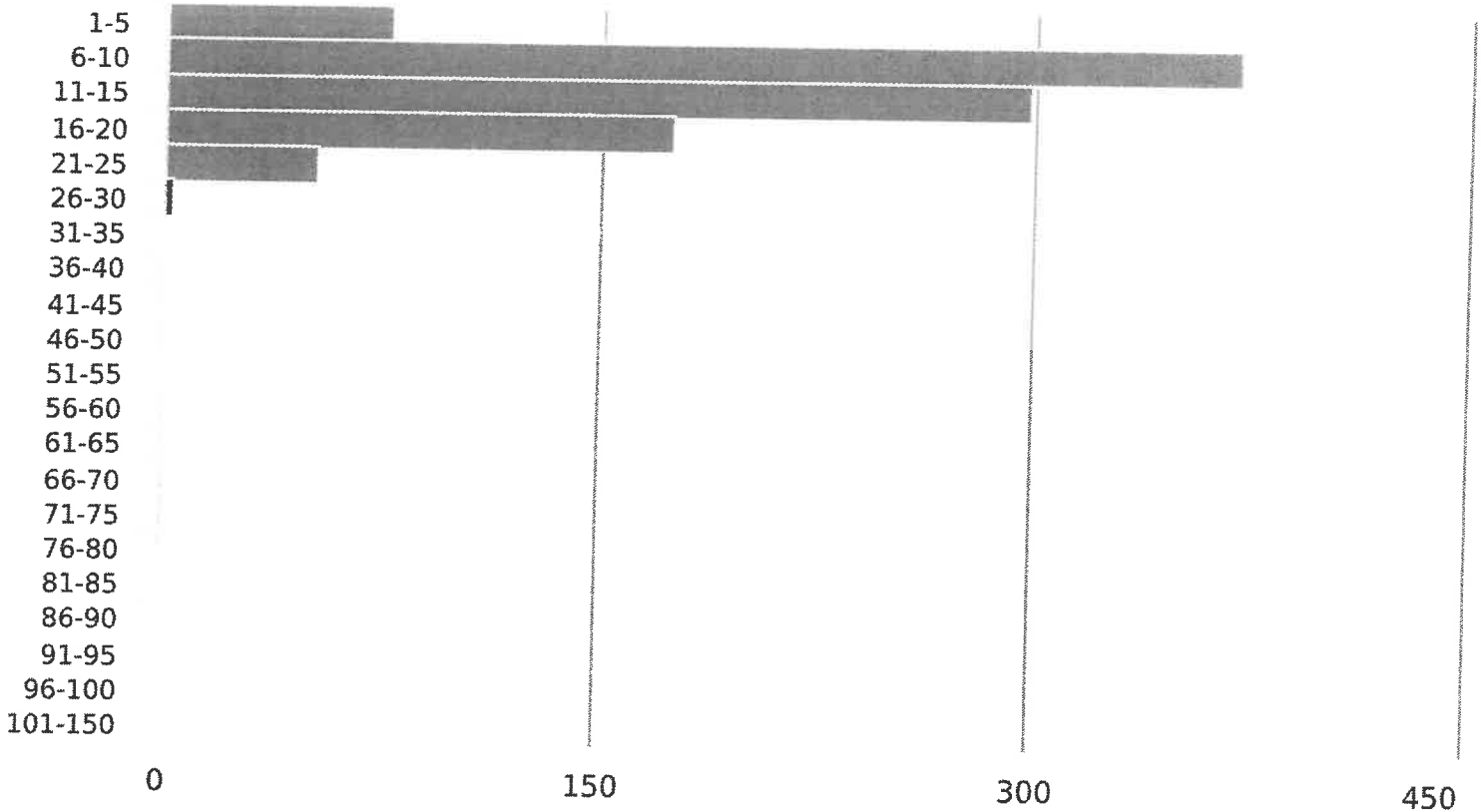
Time	1 to 5	6 to 10	11 to 15	16 to 20	21 to 25	26 to 30	31 to 35	36 to 40	41 to 45	46 to 50	51 to 55	56 to 60	61 to 65	66 to 70	71 to 75	76 to 80	81 to 85	86 to 90	91 to 95	96 to 100	101 to 150	Avg Speed	Total
0:00	0	1	0	0	1	0	0	0	0	0	0	0	0	0	0	0	0	0	0	0	0	14.0	2
1:00	0	0	0	1	0	0	0	0	0	0	0	0	0	0	0	0	0	0	0	0	0	16.0	1
2:00	0	1	0	0	0	0	0	0	0	0	0	0	0	0	0	0	0	0	0	0	0	7.0	1
3:00	0	0	0	0	0	0	0	0	0	0	0	0	0	0	0	0	0	0	0	0	0	0.0	0
4:00	0	0	0	0	0	0	0	0	0	0	0	0	0	0	0	0	0	0	0	0	0	0.0	0
5:00	0	0	0	0	0	0	0	0	0	0	0	0	0	0	0	0	0	0	0	0	0	0.0	0
6:00	1	0	1	0	1	0	0	0	0	0	0	0	0	0	0	0	0	0	0	0	0	13.0	3
7:00	3	8	2	1	2	0	0	0	0	0	0	0	0	0	0	0	0	0	0	0	0	10.3	16
8:00	5	10	6	2	2	0	0	0	0	0	0	0	0	0	0	0	0	0	0	0	0	10.2	25
9:00	0	10	6	5	4	0	0	0	0	0	0	0	0	0	0	0	0	0	0	0	0	13.2	25
10:00	3	8	2	0	0	0	0	0	0	0	0	0	0	0	0	0	0	0	0	0	0	8.4	13
11:00	5	15	9	6	0	0	0	0	0	0	0	0	0	0	0	0	0	0	0	0	0	10.1	35
12:00	2	12	11	9	4	0	0	0	0	0	0	0	0	0	0	0	0	0	0	0	0	13.2	38
13:00	2	21	19	17	2	1	0	0	0	0	0	0	0	0	0	0	0	0	0	0	0	12.7	62
14:00	5	24	22	7	3	1	0	0	0	0	0	0	0	0	0	0	0	0	0	0	0	11.6	62
15:00	4	43	30	13	11	0	0	0	0	0	0	0	0	0	0	0	0	0	0	0	0	12.1	101
16:00	10	31	24	9	1	0	0	0	0	0	0	0	0	0	0	0	0	0	0	0	0	10.5	75
17:00	8	39	20	20	2	0	0	0	0	0	0	0	0	0	0	0	0	0	0	0	0	11.1	89
18:00	9	53	37	26	9	1	0	0	0	0	0	0	0	0	0	0	0	0	0	0	0	12.2	135
19:00	10	36	51	25	4	0	0	0	0	0	0	0	0	0	0	0	0	0	0	0	0	12.3	126
20:00	6	33	30	17	2	0	0	0	0	0	0	0	0	0	0	0	0	0	0	0	0	11.2	88
21:00	4	10	19	9	0	0	0	0	0	0	0	0	0	0	0	0	0	0	0	0	0	12.0	42
22:00	0	8	3	6	1	0	0	0	0	0	0	0	0	0	0	0	0	0	0	0	0	12.7	18
23:00	0	8	6	2	3	0	0	0	0	0	0	0	0	0	0	0	0	0	0	0	0	12.5	19
<b>Total</b>	<b>77</b>	<b>371</b>	<b>298</b>	<b>175</b>	<b>52</b>	<b>3</b>	<b>0</b>	<b>0</b>	<b>0</b>	<b>0</b>	<b>0</b>	<b>0</b>	<b>0</b>	<b>0</b>	<b>0</b>	<b>0</b>	<b>0</b>	<b>0</b>	<b>0</b>	<b>0</b>	<b>0</b>	<b>11.7</b>	<b>976</b>



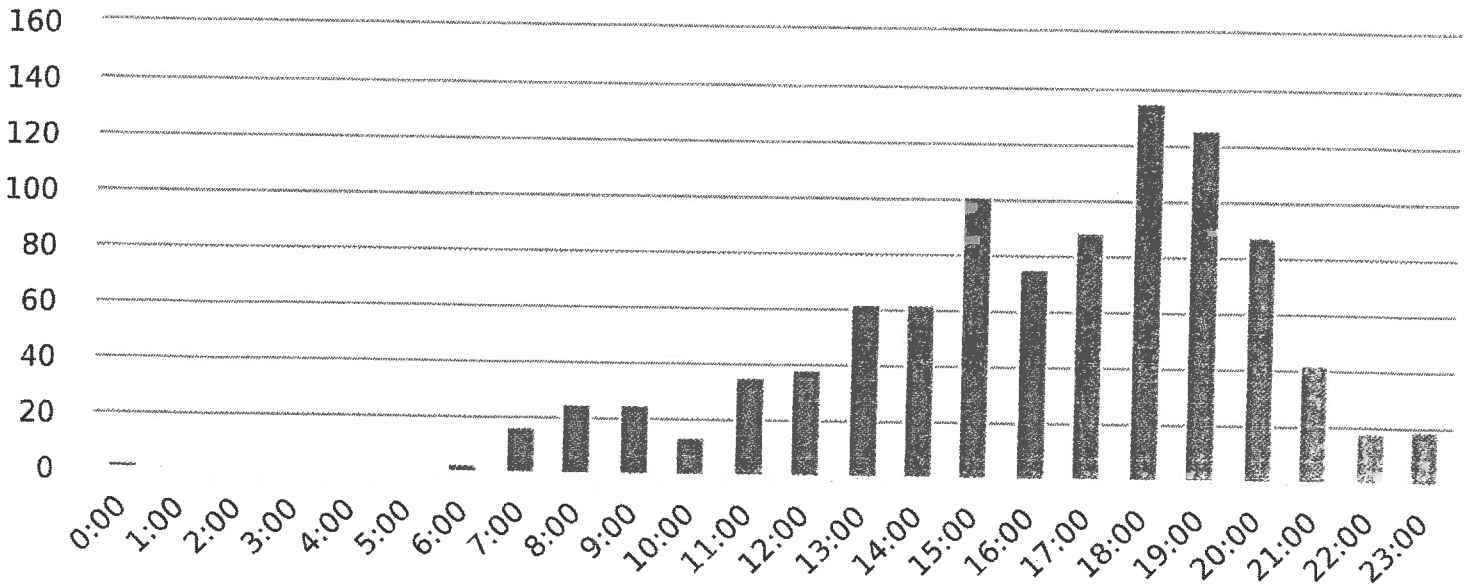
Start: 2023-05-25  
End: 2023-05-31  
Times: 0:00-23:59

Speed Bins: Size 5, Range 1 to 150  
Time View: By Hour (Total Volumes)

**Total Volume by Speed Distribution**



**Volume over Time**





Start: 2023-05-31

End: 2023-06-06

Times: 0:00-23:59

Speed Bins: Size 5, Range 1 to 150

Time View: By Hour (Total Volumes)

Time	1 to 5	6 to 10	11 to 15	16 to 20	21 to 25	26 to 30	31 to 35	36 to 40	41 to 45	46 to 50	51 to 55	56 to 60	61 to 65	66 to 70	71 to 75	76 to 80	81 to 85	86 to 90	91 to 95	96 to 100	101 to 150	Avg Speed	Total
0:00	0	10	59	59	78	36	3	1	0	0	0	0	0	0	0	0	0	0	0	0	0	19.8	246
1:00	0	7	23	32	48	26	2	0	0	0	0	0	0	0	0	0	0	0	0	0	0	20.5	136
2:00	0	4	12	15	22	8	0	0	0	0	0	0	0	0	0	0	0	0	0	0	0	19.6	61
3:00	0	4	5	9	10	3	0	0	0	0	0	0	0	0	0	0	0	0	0	0	0	18.8	31
4:00	0	4	9	6	7	2	0	0	0	0	0	0	0	0	0	0	0	0	0	0	0	16.9	28
5:00	0	13	35	39	47	19	2	0	0	0	0	0	0	0	0	0	0	0	0	0	0	19.2	155
6:00	0	23	96	86	106	87	18	0	0	0	0	0	0	0	0	0	0	0	0	0	0	20.3	416
7:00	0	74	293	309	375	220	38	5	1	0	0	0	0	0	0	0	0	0	0	0	0	20.0	1315
8:00	0	95	385	310	232	98	13	1	0	0	0	0	0	0	0	0	0	0	0	0	0	17.6	1134
9:00	0	39	230	254	343	164	27	1	0	0	0	0	0	0	0	0	0	0	0	0	0	20.0	1058
10:00	0	55	253	251	362	242	26	4	0	0	0	0	0	0	0	0	0	0	0	0	0	20.4	1193
11:00	0	62	295	293	408	228	37	0	0	0	0	0	0	0	0	0	0	0	0	0	0	20.1	1323
12:00	0	54	300	282	411	283	25	2	0	0	0	0	0	0	0	0	0	0	0	0	0	20.4	1357
13:00	0	61	284	278	445	275	51	2	0	0	0	0	0	0	0	0	0	0	0	0	0	20.6	1396
14:00	0	52	299	333	442	261	31	5	0	0	0	0	0	0	0	0	0	0	0	0	0	20.3	1423
15:00	0	68	353	318	344	158	32	1	0	0	0	0	0	0	0	0	0	0	0	0	0	19.1	1274
16:00	0	50	264	277	440	351	42	3	1	0	0	0	0	0	0	0	0	0	0	0	0	21.3	1428
17:00	0	58	287	286	521	384	53	1	0	0	0	0	0	0	0	0	0	0	0	0	0	21.2	1590
18:00	0	59	276	283	444	319	51	7	2	0	0	0	0	0	0	0	0	0	0	0	0	21.0	1441
19:00	0	37	206	267	378	234	29	3	0	0	0	0	0	0	0	0	0	0	0	0	0	20.8	1154
20:00	0	38	214	244	399	212	36	3	1	0	1	0	0	0	0	0	0	0	0	0	0	20.8	1148
21:00	0	42	181	229	337	129	19	2	2	0	0	0	0	0	0	0	0	0	0	0	0	20.1	941
22:00	0	30	115	141	190	73	11	1	0	0	0	0	0	0	0	0	0	0	0	0	0	19.9	561
23:00	0	12	89	76	112	38	6	2	0	0	0	0	0	0	0	0	0	0	0	0	0	19.5	335
<b>Total</b>	0	951	4563	4677	6499	3850	552	44	7	0	1	0	0	0	0	0	0	0	0	0	0	20.3	21144



Start: 2023-05-31

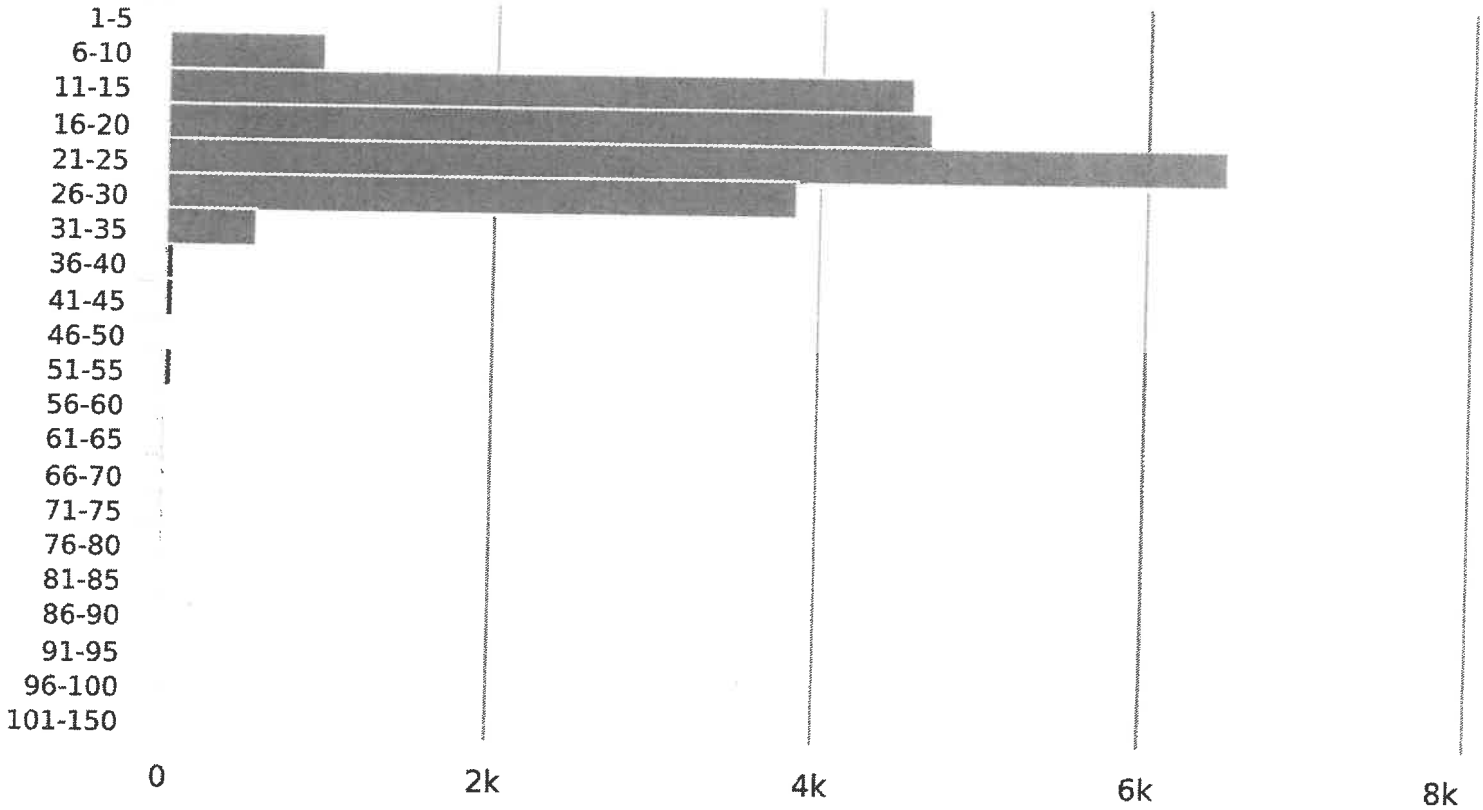
End: 2023-06-06

Times: 0:00-23:59

Speed Bins: Size 5, Range 1 to 150

Time View: By Hour (Total Volumes)

**Total Volume by Speed Distribution**



**Volume over Time**

